

# PROGRIP ANTI-SLIP COATING

TECHNICAL DATA SHEET

Version: 2.4  
Dated: 21/06/2023

**POLYROOF**  
ADVANCED LIQUID ROOFING

Part of  
**Roberts  
Group**

# PROGRIP ANTI-SLIP COATING

## TECHNICAL DATA SHEET

Polyroof.co.uk  
0800 801 890

Polyroof ProGrip Anti-Slip Coating comprises of a hybrid MMA binder system, lead/heavy metal free pigments, aggregates and fillers. ProGrip Anti-Slip Coating is available in a wide range of colours, making it suitable for many different schemes.

### Why ProGrip Anti-Slip Coating?

- Simple application ensures even, slip resistant finish
- Good slip resistance providing enhanced safety
- Tough and durable with a long service life
- Catalyst controlled, rapid curing, typically 30-40 minutes
- Non-toxic binder system
- Fast and easy to apply
- Highly resistant to discolouration
- Optional Polyfinish Clear Coat can be applied for Easy Cleaning/Extra Tough Finish









### Typical Uses

Applied over the Polyroof Protec range of liquid applied membranes to create a durable anti-slip finish for foot trafficked areas.

In situations where an extra tough and easy clean finish is required an additional Polyfinish clear coat is recommended.


### Colours

ProGrip Anti-Slip Coating is available in a wide range of colours. Standard colours are below. Other colours are available on request.

|                          |   |
|--------------------------|---|
| Daffodil Yellow RAL 1007 |  |
| Traffic Red RAL 3020     |  |
| Sky Blue RAL 5015        |  |
| Yellow Green RAL 6018    |  |
| Anthracite Grey RAL 7016 |  |
| Window Grey RAL 7040     |  |
| Traffic White RAL 9016   |  |
| Traffic Black RAL 9017   |  |

NB: Please note colours shown are indicative only and actual appearance on site may vary dependent on application conditions and installation techniques.

### Finishes



ProGrip  
Standard  
Finish

ProGrip with  
PolyFinish  
Clear

### Application Method

ProGrip Anti-Slip Coating is applied over the Polyroof Protec membrane substrate to create a textured slip-resistant surface. ProGrip Anti-Slip Coating requires the use of a catalyst to enable curing of the system.

### Consumption Rates:

ProGrip is applied at a typical coverage rate of 0.6 – 1.1 ltr/m<sup>2</sup> (1.0 – 1.7 kg/m<sup>2</sup>) depending on surface roughness. Rough or highly porous surfaces will significantly reduce the coverage rate. Rougher surfaces may require additional material. A rougher, more textured finish can be achieved using higher ProGrip consumption rates whilst a smoother, less textured finish can be achieved using lower.

**Catalysing: IMPORTANT** – Please note that due to the aggregates included in the system the catalyst rates for ProGrip are different to other products. The catalyst addition rates are based on weight (KG) rather than volume (litre).

ProGrip requires a catalyst at a minimum of 0.5% and a maximum of 2.5% depending on temperature to achieve a dry time of 20-40 mins.

The table on the next page provides the recommended catalyst addition rates depending on the ProGrip quantities and temperature ranges. The catalyst is added to liquid in the form of level scoops using the scoop provided.

**IMPORTANT** – The temperature ranges shown are to be used as a guide to the amount of catalyst to use. Always test the

# PROGRIP ANTI-SLIP COATING TECHNICAL DATA SHEET

Polyroof.co.uk  
0800 801 890

pot life in the prevailing conditions by performing a test mix at the suggested catalyst level before you start application. Adjust catalyst levels up or down as required to gain the pot life you require.

It is not recommended to catalyse more than 10kg at a time. When working large areas decant the resin into manageable quantities and always be aware of your pot life.

**Application Conditions:** The substrate, air and material temperature must be a minimum of 1°C and rising. Do not apply if the air temperature is above 30°C or substrate temperature is above 40°C.

**Application:** Mask off the designated area. Stir the ProGrip thoroughly in the original container, mixing from top to bottom. Pour the calculated amount of ProGrip into calibrated bucket / suitable container on weighing scales and replace lid on container to prevent contamination or unnecessary losses to atmosphere. Do not attempt to mix more than 6.25 litres (10 kg) at one time, and during the hot summer months this should be considerably reduced.

| Catalyst Addition Rates | 2.5 %                     | 2.0 %                     | 1.5 %                     | 1.0 %                     | 0.5 %                     |
|-------------------------|---------------------------|---------------------------|---------------------------|---------------------------|---------------------------|
| Temp Range              | 1 - 4°C                   | 5 - 14 °C                 | 15-19 °C                  | 20 - 24°C                 | 25 - 30°C                 |
| Amount of PROGRIP       | Number of Hardener Scoops | Number of Hardener Scoops | Number of Hardener Scoops | Number of Hardener Scoops | Number of Hardener Scoops |
|                         |                           |                           |                           |                           |                           |
| 1 KG                    | 2.5                       | 2                         | 1.5                       | 1                         | 0.5                       |
| 2 KG                    | 5                         | 4                         | 3                         | 2                         | 1                         |
| 3 KG                    | 7.5                       | 6                         | 4.5                       | 3                         | 1.5                       |
| 4 KG                    | 10                        | 8                         | 6                         | 4                         | 2                         |
| 5 KG                    | 12.5                      | 10                        | 7.5                       | 5                         | 2.5                       |
| 6 KG                    | 15                        | 12                        | 9                         | 6                         | 3                         |
| 7 KG                    | 17.5                      | 14                        | 10.5                      | 7                         | 3.5                       |
| 8 KG                    | 20                        | 16                        | 12                        | 8                         | 4                         |
| 9 KG                    | 22.5                      | 18                        | 13.5                      | 9                         | 4.5                       |
| 10 KG (Full TIN)        | 25                        | 20                        | 15                        | 10                        | 5                         |

Add the required number of level powder catalyst scoops to the decanted ProGrip. Thoroughly stir the catalyst until it is fully dissolved into the resin for a minimum of

2 minutes. Once the catalyst has been stirred in, apply using a solvent-resistant roller (or brush if access restricted) to the prepared surface at the required coverage rate. Ensure an even, uniform application across all surfaces. Touch in any suspect areas where necessary. Remove the masking tape and ensure ProGrip is fully cured before subjecting to disturbance or traffic.

## Optional Polyfinish Clear Coat

For any areas that are subject to regular foot traffic, require a hardwearing surface, or a tougher easy clean finish. A Clear Polyfinish Coat can be applied onto the ProGrip as a protection/sealer coat. This should be applied in accordance with the manufacturers' recommendations and catalysed at the recommended rate for Polyfinish (see below).

| Catalyst Addition Rate |         | 4%              | 3%              | 2%              |
|------------------------|---------|-----------------|-----------------|-----------------|
| Temperature Range      |         | 5-10°C          | 11-17°C         | 18-30°C         |
| Amount of Polyfinish   |         | Hardener Scoops | Hardener Scoops | Hardener Scoops |
|                        |         |                 |                 |                 |
| 1 ltr                  | 1.0 kg  | 4               | 3               | 2               |
| 2 ltr                  | 2.1 kg  | 8               | 6               | 4               |
| 3 ltr                  | 3.1 kg  | 12              | 9               | 6               |
| 4 ltr                  | 4.2 kg  | 16              | 12              | 8               |
| 5 ltr                  | 5.2 kg  | 20              | 15              | 10              |
| 6 ltr                  | 6.3 kg  | 24              | 18              | 12              |
| 7 ltr                  | 7.3 kg  | 28              | 21              | 14              |
| 8 ltr                  | 8.3 kg  | 32              | 24              | 16              |
| 9 ltr                  | 9.4 kg  | 36              | 27              | 18              |
| 10 ltr                 | 10.4 kg | 40              | 30              | 20              |

## Maintenance and Repair

The original installer should be contacted in the event that damage has occurred to the coating. Any damage should be investigated and the underlying waterproofing checked for damage integrity.

As a guide ProGrip membrane can be repaired as follows:

- The damaged and or de-bonded system shall be cut back to firmly adhering material, squaring off the area to be reinstated.
- Clean and degrease area to be repaired. Mask of the area, allowing for a 50mm

# PROGRIP ANTI-SLIP COATING

## TECHNICAL DATA SHEET

Polyroof.co.uk  
0800 801 890

areas of ProGrip. Apply ProGrip to the area in accordance with Application Section and allow to fully cure before trafficking.

- If the system has reached the end of its serviceable lifespan, another application of ProGrip can be applied over the cleaned and prepared previous coating.

### Packaging & Storage

ProGrip Anti-Slip Coating is supplied in pre-weighed 10kg (6.25Ltr) pails. The catalyst is supplied separately. Dosage of the catalyst varies according to both substrate and material temperature. It is recommended that ProGrip Anti-Slip Coating should be kept totally dry and stored away from direct sunlight and areas of potential contamination. The binder component must be stored away from any catalyst. Stable for at least 12 months when stored in a cool, dry place. Long periods of over-heating (e.g., external storage in summer) may lead to gelling of the material.

### Health & Safety

For further information consult the relevant Safety Data Sheet (SDS).

Disclaimer: The information contained herein is accurate to the best of our knowledge and belief as at the date issued. The information and recommendations are offered for the user's consideration and examination for the purposes of health, safety and environmental requirements only. It should not therefore be construed as guaranteeing any specific property of the product. It is the user's responsibility to satisfy itself as to the suitability of such information for its particular use and to carry out their own COSHH assessment.

### Disclaimer

This datasheet is for general information only. Installers should contact Technical Services for further information on this product.

Polyroof Products reserve the right to amend product specifications without prior notice. The information provided in this literature is given in good faith. Recommendations for use should be verified

to ensure compliance with all current building regulations and standards. Please check that this data sheet is the latest version by contacting technical services on 0800 801890 or visiting [www.polyroof.co.uk](http://www.polyroof.co.uk).

### Technical Assistance

For further information, please contact Polyroof Technical Services on 0800 801 890, More information can also be found at [www.polyroof.co.uk](http://www.polyroof.co.uk).

• ADVISE • DESIGN •  
GUARANTEE • SUPPORT •

**POLYROOF**  
ADVANCED LIQUID ROOFING

Part of  
**Roberts  
Group**